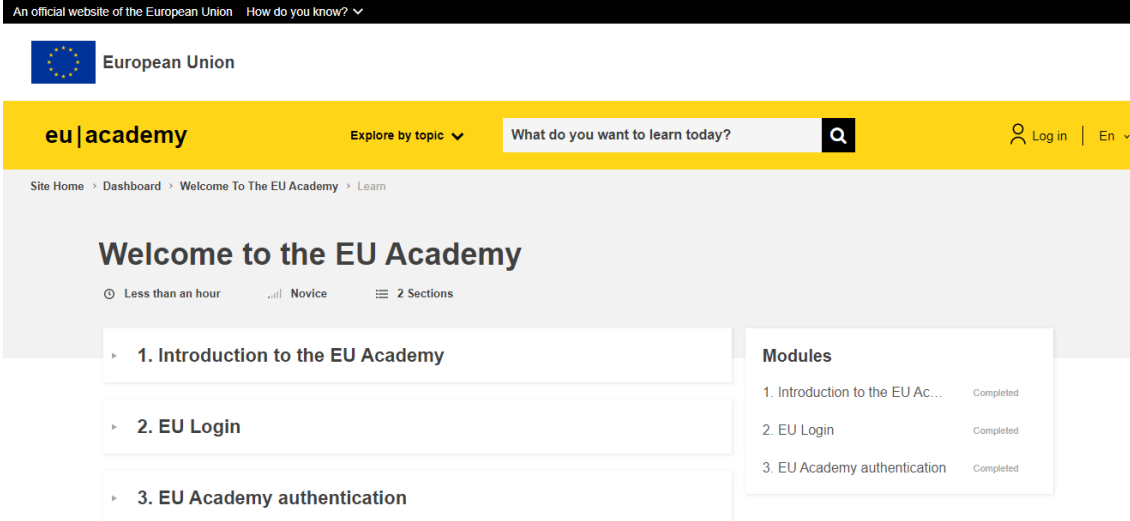


Manual per a la realització dels test d'idiomes Erasmus

1. Per a accedir a la nova plataforma cal que disposeu d'un compte EU login.

<https://academy.europa.eu/courses/welcome-to-the-eu-academy/view/>



An official website of the European Union How do you know? ▾

European Union

eu | academy Explore by topic ▾ What do you want to learn today? 🔍 Log in | En ▾

Site Home ▸ Dashboard ▸ Welcome To The EU Academy ▸ Learn

Welcome to the EU Academy

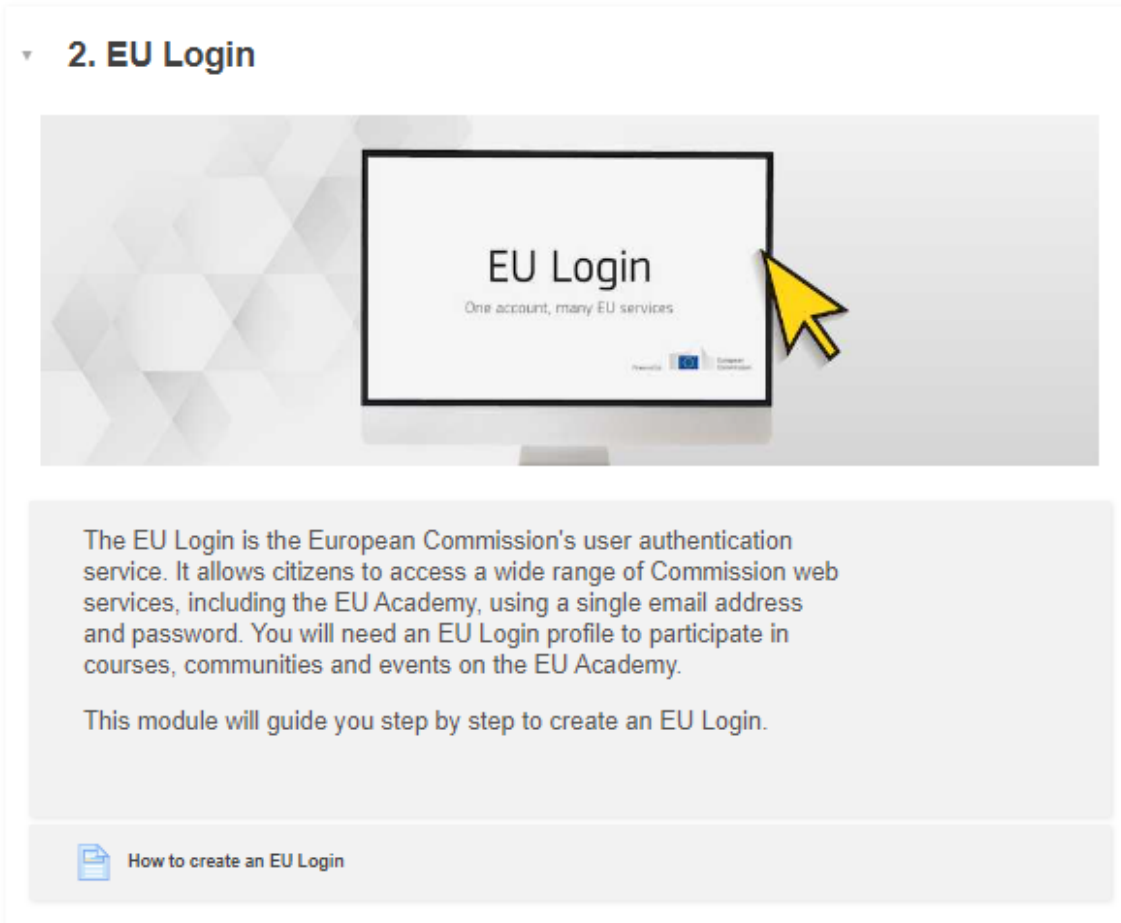
⌚ Less than an hour ... Novice ☰ 2 Sections

- 1. Introduction to the EU Academy
- 2. EU Login
- 3. EU Academy authentication


Modules

1. Introduction to the EU Ac...	Completed
2. EU Login	Completed
3. EU Academy authentication	Completed

2. Si desplegueu l'opció 2 "EU login"




2. EU Login



The EU Login is the European Commission's user authentication service. It allows citizens to access a wide range of Commission web services, including the EU Academy, using a single email address and password. You will need an EU Login profile to participate in courses, communities and events on the EU Academy.

This module will guide you step by step to create an EU Login.

 [How to create an EU Login](#)

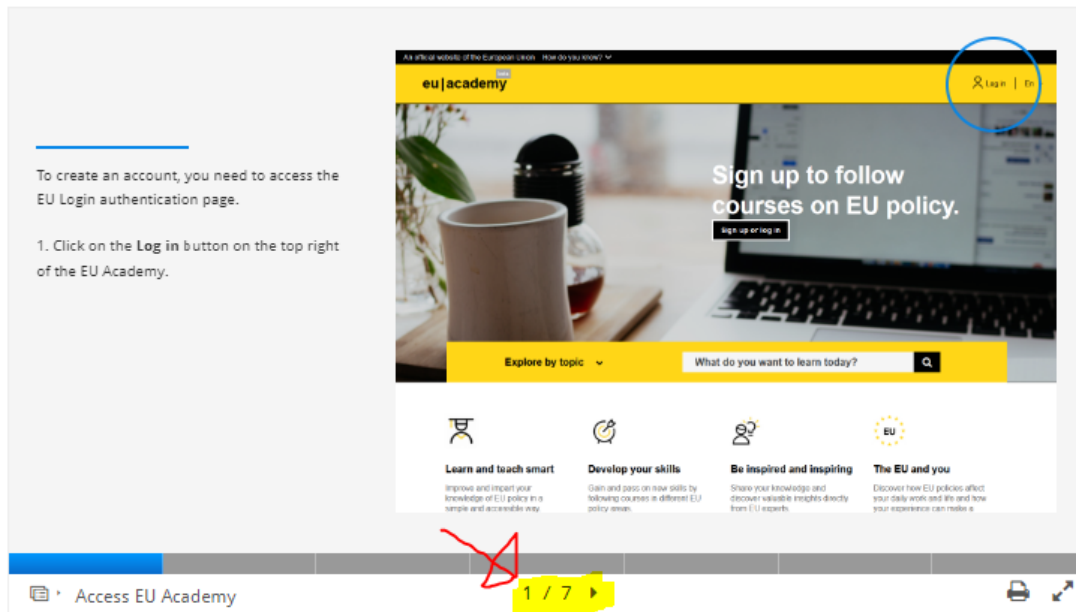
Manual per a la realització dels test d'idiomes Erasmus

Trobareu un enllaç on s'explica com crear un EU login. En aquest enllaç us explica, en 7 passos, com fer-ho.

How to create an EU Login

EU Login is the entry gate to sign in to different European Commission services and/or other systems. EU Login verifies your identity and allows recovering your personal settings, history and access rights in a secure way.

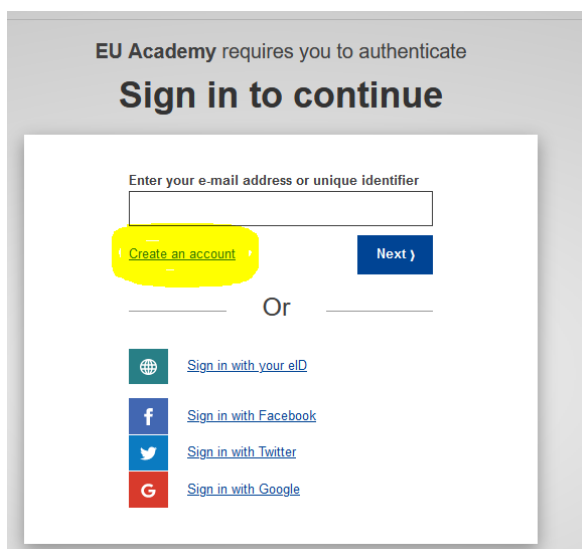
It's easy to create an EU Login account with your email address using the self-registration page. The tutorial below guides you on how to create an EU Login.



3. A la part superior dreta, heu de clicar sobre "login"

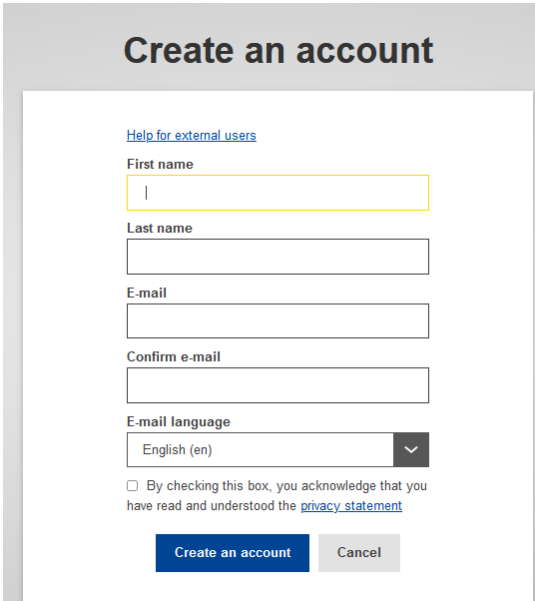


4. A la nova finestra, cal que trieu l'opció "create an account"



Manual per a la realització dels test d'idiomes Erasmus

5. S'obrirà un formulari on haureu de facilitar la informació requerida



Create an account

[Help for external users](#)

First name
|

Last name
|

E-mail
|

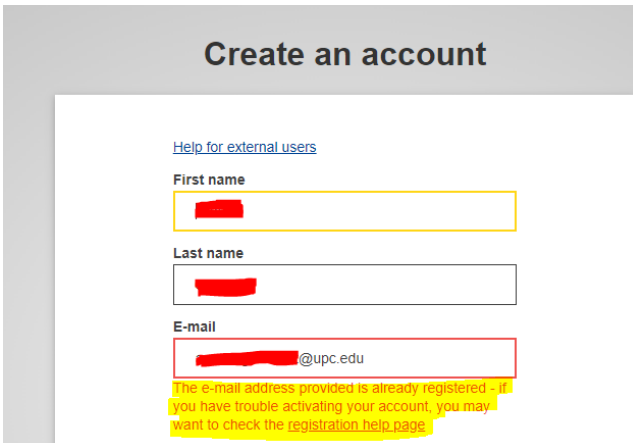
Confirm e-mail
|

E-mail language
English (en) ▾

By checking this box, you acknowledge that you have read and understood the [privacy statement](#)

Create an account Cancel

6. Si us dona error perquè ja existeix l'e-mail



Create an account

[Help for external users](#)

First name
[REDACTED]

Last name
[REDACTED]

E-mail
[REDACTED]@upc.edu

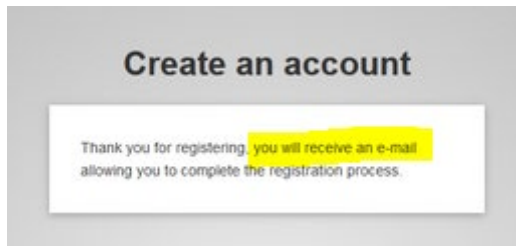
The e-mail address provided is already registered - if you have trouble activating your account, you may want to check the [registration help page](#)

podeu:

- Regenerar la contrasenya clicant l'enllaç del missatge
- Provar amb un altre compte de correu

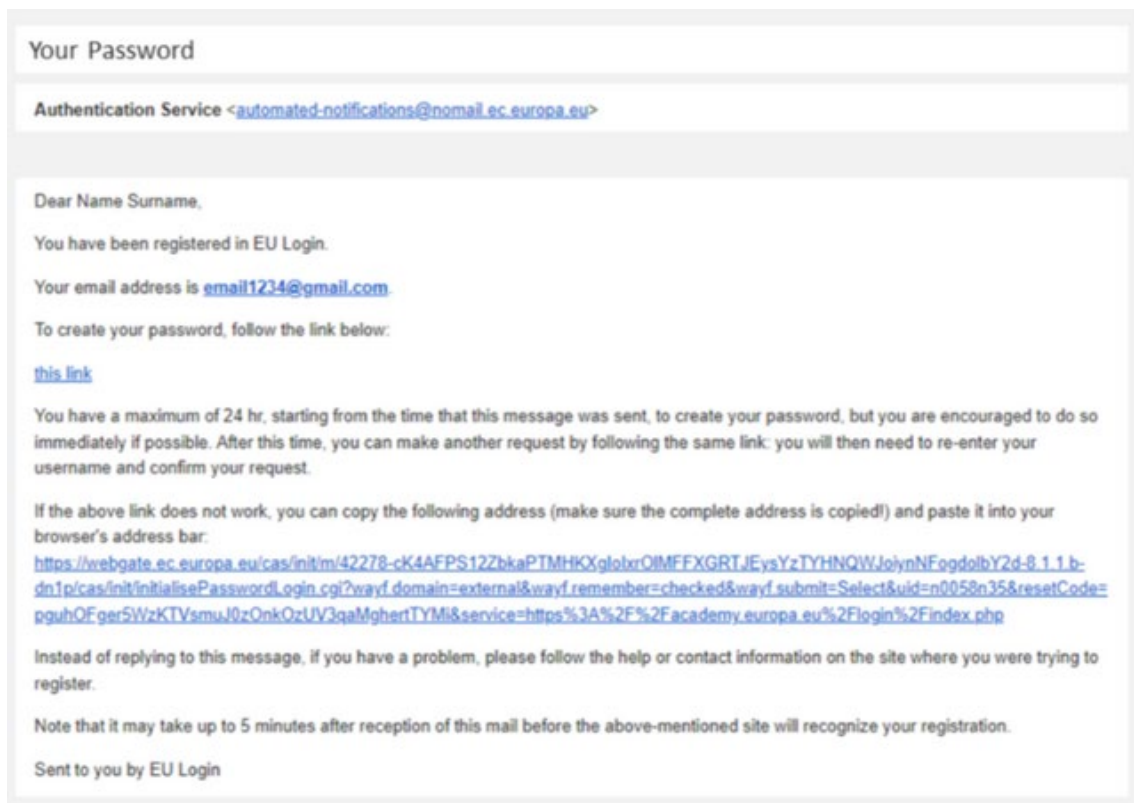
Manual per a la realització dels test d'idiomes Erasmus

- Si tot surt correctament, us enviaran un e-mail amb el subject "Your password" per a confirmar el registre



Si no el rebeu, comproveu la carpeta d'spam o la paperera.

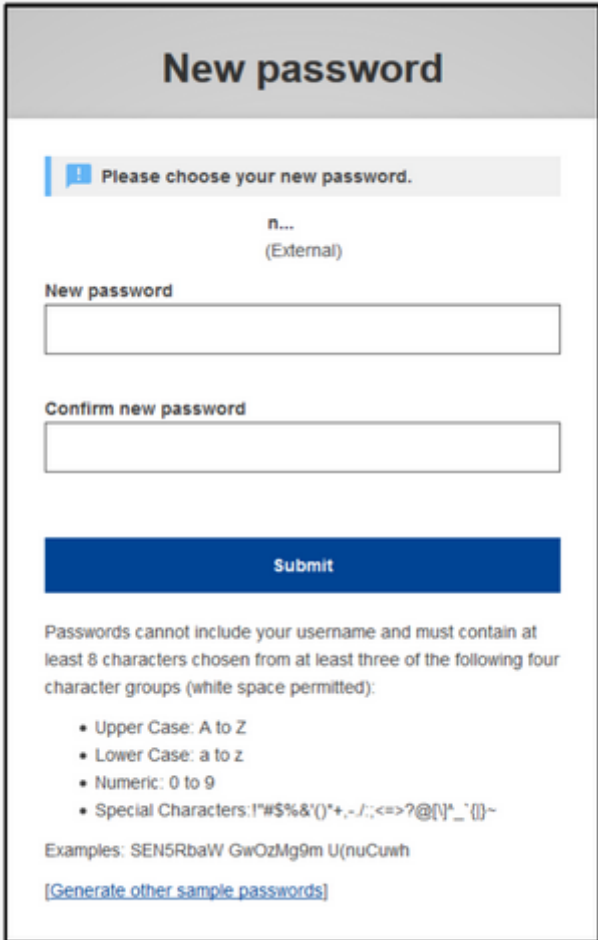
- Cliqueu sobre l'enllaç de l'e-mail per a finalitzar el procés:



Manual per a la realització dels test d'idiomes Erasmus

S'obrirà una finestra on us demanaran que hi poseu un password que ha de tenir un mínim de 8 caràcters de, com a mínim, tres d'aquestes tipologies:

- i. Lletres majúscules (excepte Ñ)
- ii. Lletres minúscules (excepte ñ)
- iii. Nombres del 0 al 9
- iv. Caràcters especials: \$, &, @, ...



New password

Please choose your new password.

n...
(External)

New password

Confirm new password

Submit

Passwords cannot include your username and must contain at least 8 characters chosen from at least three of the following four character groups (white space permitted):

- Upper Case: A to Z
- Lower Case: a to z
- Numeric: 0 to 9
- Special Characters: !"#%&'()*+,-./:;<=>?@[\\]^_`{|}~

Examples: SEN5RbaW GwOzMg9m U(nuCuwh)

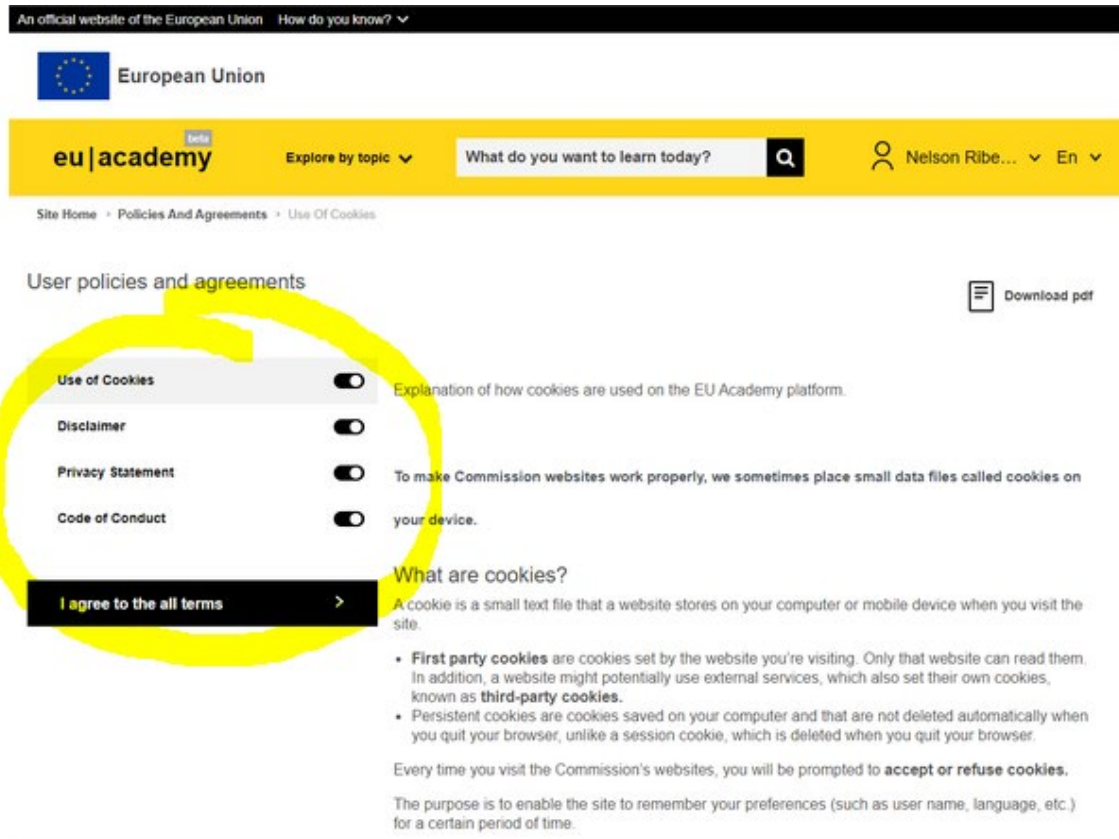
[\[Generate other sample passwords\]](#)

9. Ja podreu accedir a EU Academy

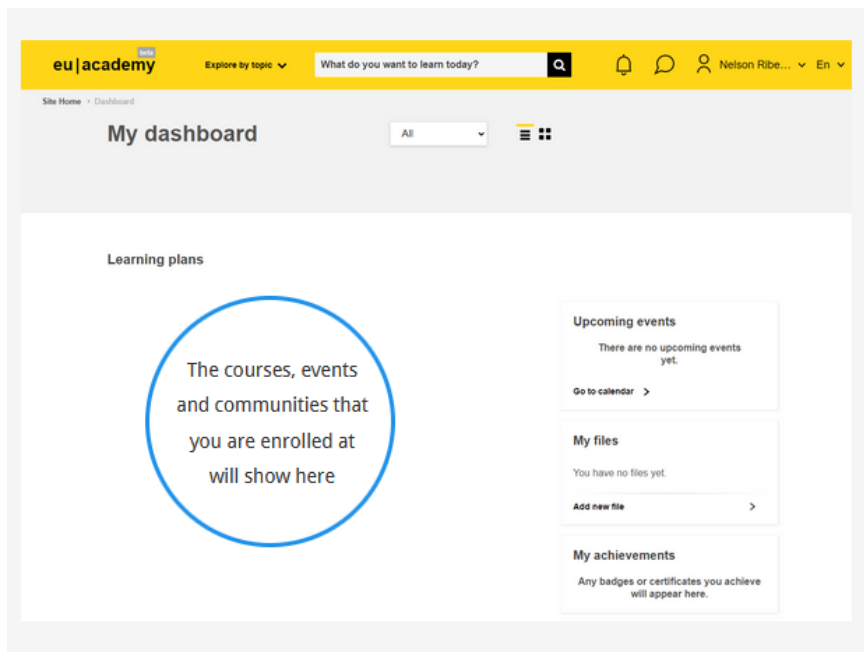
(<https://academy.europa.eu/local/euacademy/pages/course/community-overview.php?title=learn-a-new-language>)

Manual per a la realització dels test d'idiomes Erasmus

10. Un cop identificats, cal que accepteu la política de privacitat



11. Un cop acceptades, us adreçarà al vostre tauler:

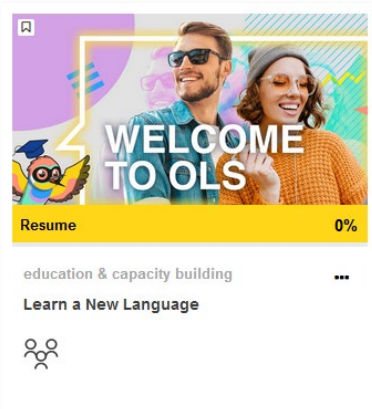


Manual per a la realització dels test d'idiomes Erasmus

12. Ara podeu accedir als diferents cursos (comunitats). Clica sobre “Learn a New Language”

Learning plans


Communities



13. I, després, dins la imatge, sobre “Resume”

14. Aquí podràs consultar un tutorial

Improve Your Language Skills



Welcome to Online Language Support (OLS). In just a few clicks you can access a range of content to improve your reading, writing and conversation skills. Here you can:

- take a quick placement test to assess your level in one of the languages of the programme
- access your courses and resources whenever you like
- join a forum to meet and share tips with other learners in your target language

To get started, select the language that you want to learn below by using the 'Curriculum' filter.

Tutorial

Calendar

There are no upcoming events yet.

[Go to calendar >](#)

Interactions

[Announcements >](#)

Resources

[Tutorial](#) [↓](#)

Manual per a la realització dels test d'idiomes Erasmus

15. I una mica més avall, a la mateixa pàgina, triar la comunitat de la llengua que faràs servir durant la teva estada de mobilitat:

24 more courses and events listed.

Language Type Curriculum Provider

education & capacity building ...
Bulgarian Learning Community and Resources

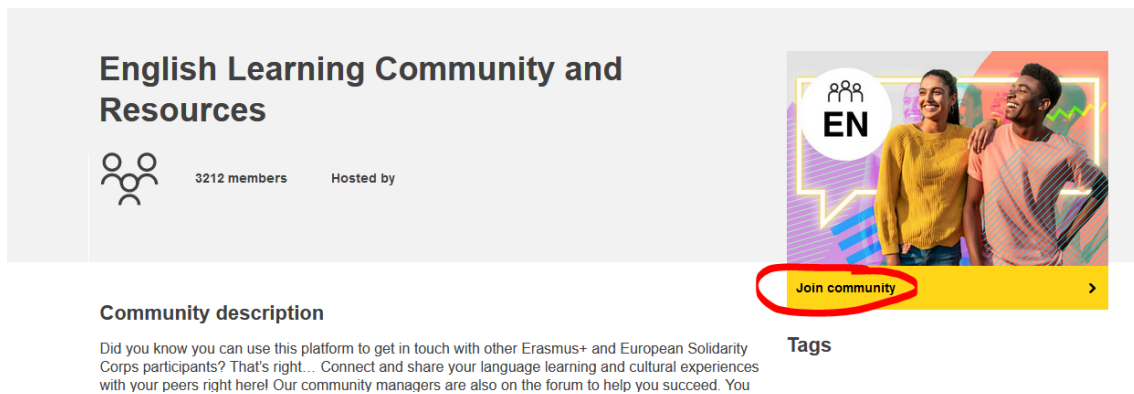
education & capacity building ...
Croatian Learning Community and Resources

16. Si, per exemple, vols fer el test en anglès, busca la comunitat, clica a sobre:

education & capacity building ...
English Learning Community and Resources

Manual per a la realització dels test d'idiomes Erasmus

17. I uneix-te:



English Learning Community and Resources

3212 members Hosted by

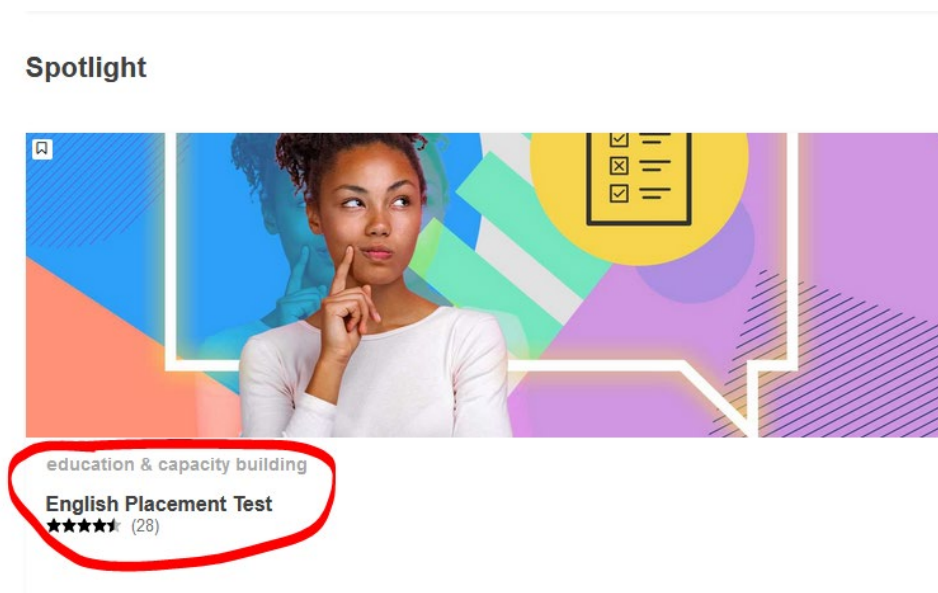
Join community

Community description

Did you know you can use this platform to get in touch with other Erasmus+ and European Solidarity Corps participants? That's right... Connect and share your language learning and cultural experiences with your peers right here! Our community managers are also on the forum to help you succeed. You

Tags

18. Si continues navegant per la pàgina, després de la introducció, trobaràs l'enllaç per a fer el test d'idiomes:



Spotlight

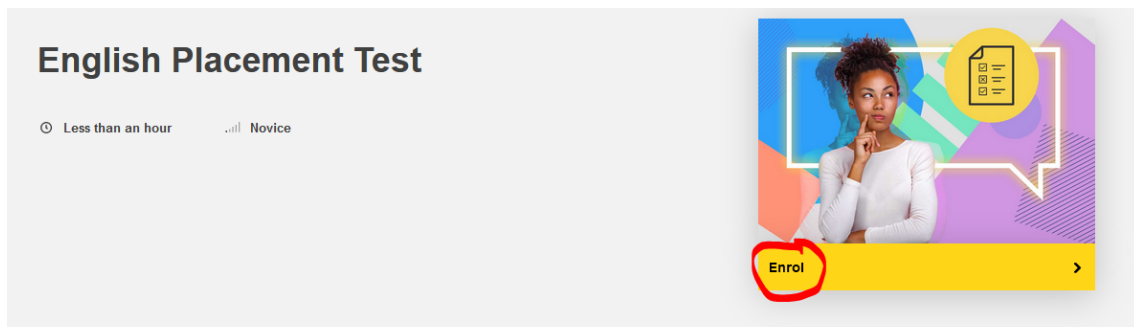
education & capacity building

English Placement Test

★★★★★ (28)

Manual per a la realització dels test d'idiomes Erasmus

19. Clica i, a la finestra següent, selecciona "Enrol":



Assessment details

Knowing your language level is a great starting point to reach your learning goals faster! Take a few minutes to complete the placement test below and let us recommend the course that suits you best.

Target audience

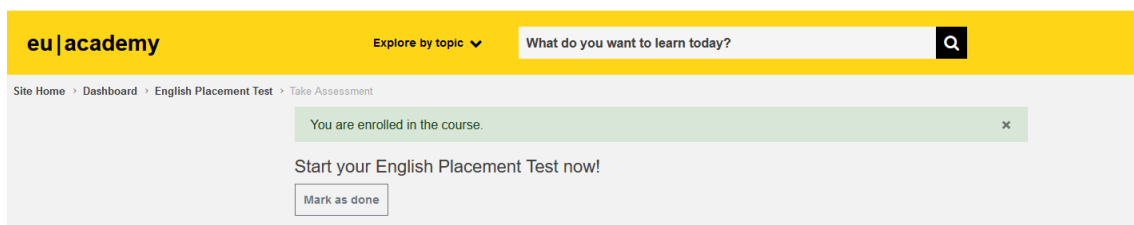
Erasmus+European Solidarity Corps

Offered by

This content is offered by the European Commission. The European Commission is the European Union's politically independent executive arm. It is alone responsible for drawing up proposals for new European legislation, and it implements the decisions of the European Parliament and the Council of the European Union.

Tags

20. El test té una durada de 45 minuts depenent del nivell que tinguis. Quan vulguis acabar, només cal que cliquis sobre "Finish attempt"



The test takes between **10 - 45 minutes** depending on your level.

During the placement test, you can end the test at any time and your results will be taken into account.

To end the test, simply click the "**Finish attempt**" button.

IMPORTANT!!!!

- La realització del test és OBLIGATÒRIA.
- Cal que guardis l'evidència d'haver-lo fet per si la plataforma entra en manteniment i no podem consultar els resultats.

Manual per a la realització dels test d'idiomes Erasmus